












Process Flow Chart Emergency Management (10)

028T
(May 2026)

Task	Process	Resource	Links
An Emergency Management Plan/Disaster Recovery Plan is developed			
Emergency Control Organisation is developed			
Appropriate training is organised for members of the Emergency Control Organisation			
An emergency preparedness checklist is completed			Emergency Preparedness Checklist (054F)
An emergency plan is developed and implemented			Emergency Management/Disaster Recover Plan (007T)
Emergency evacuation diagrams are developed and displayed at sites			

<p>Emergency response procedures are developed for emergencies that may happen at the worksite</p>				<p>076F/ 075F</p>	<p>Bomb Threat Checklist (076F) Personal Emergency Evacuation Plan (075F)</p>
<p>Emergency firefighting equipment, alarms and signs are installed and maintained at the worksite</p>				<p>069F</p>	<p>Emergency and Exit Light Test Register (069F)</p>
<p>Emergency drills (eg evacuation, lock in) are conducted and monitored</p>				<p>077F</p>	<p>Emergency Review Checklist (077F)</p>