







## Process Flow Chart Noise (28)

047T  
(April 2025)

Task	Process	Resource	Links
Inspect the worksite to identify locations where noise hazards exist and where there is exposure to hand/arm vibration (e.g. grinders, sanders, chainsaws, lawnmowers)			<a href="#">Noise Hazard Identification Checklist (079F)</a>
Conduct noise assessments in identified areas to determine if workers are exposed to hazardous noise levels. If so, conduct a risk assessment to determine controls for both noise and vibration			<a href="#">Risk Assessment (004F)</a>
Implement controls and where identified supply appropriate PPE to workers			
Review noise controls regularly for effectiveness			
Where workers are required to wear PPE, audiometric tests must be undertaken every 2 years	