




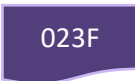




## Process Flow Chart Personal Protective Equipment (30)

048T  
(April 2025)

| Task                                                                                                                                | Process                                                                              | Resource                                                                            | Links                                                   |
|-------------------------------------------------------------------------------------------------------------------------------------|--------------------------------------------------------------------------------------|-------------------------------------------------------------------------------------|---------------------------------------------------------|
| Inspect the worksite to identify hazards that require PPE                                                                           |    |                                                                                     |                                                         |
| Select the appropriate PPE for the hazard                                                                                           |    |                                                                                     |                                                         |
| Develop a PPE register to identify PPE that has been approved at the worksite and location where the PPE is used                    |    |  | <a href="#">Site PPE Register (022F)</a>                |
| Workers are provided with relevant PPE for the work that they will perform and trained in there use and care                        |     |  | <a href="#">Record of Issue of PPE to Worker (023F)</a> |
| Inspect and maintain PPE in accodance with manufacturer's recommendations, and ensure PPE is stored in clean, dry, accessible areas |  |                                                                                     |                                                         |
| Signage has been installed in areas that PPE has been identified as required                                                        |  |                                                                                     |                                                         |